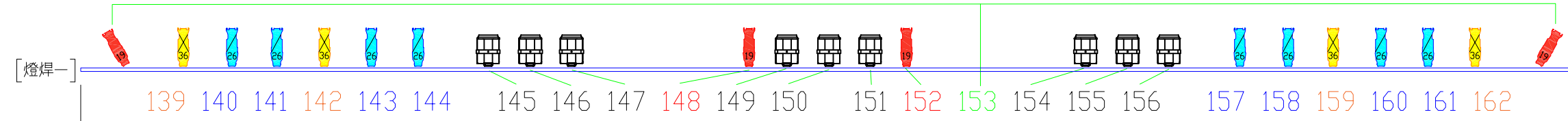
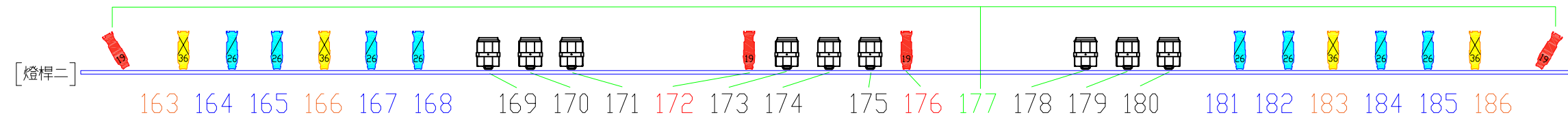
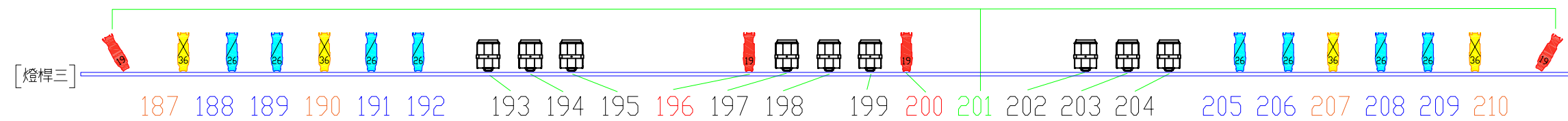
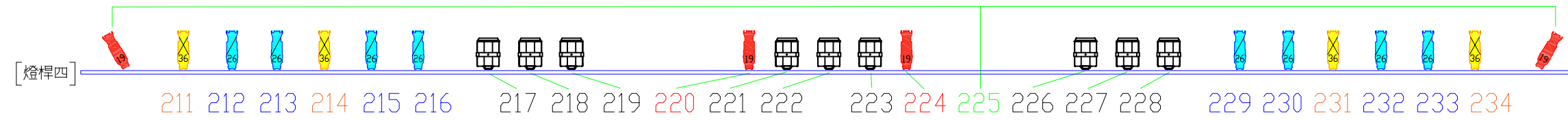
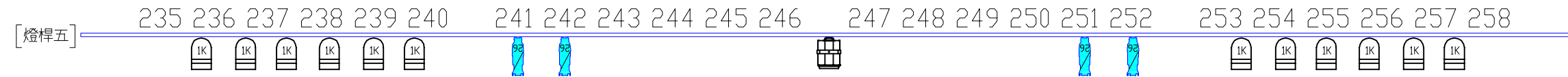
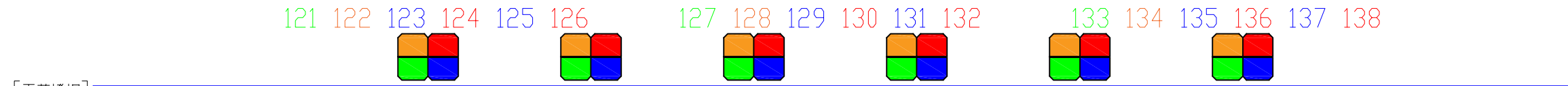


燈桿迴路及基本配置平面圖

CYC迴路 G : 121,127,133 Y : 122,128,134 B : 123,125,129,131,135,137 R : 124,126,130,132,136,138

場燈 271 ~ 288

	LED200W-場燈
	PAR64/1000W
	ETC10°/750W
	ETC19°/750W
	ETC26°/750W
	ETC36°/750W
	Fresnel/2000W
	天幕燈/1.25KW x4



2000 CM BATTEN LENGTH

1800 CM PROSCENIUM OPENING

與 1 貓道左中舞台迴路同

與 1 貓道左舞台迴路同

18 17 16 15 14 13

19 20 21 22 23 24

與舞台7F及4F右舞台中下迴路同
1 2 3 4 5 6

[貓道一]

與舞台1MF及4F右舞台中上迴路同
7 8 9 10 11 12

與右舞台2F迴路同(下舞台)
13 14 15 16 17 18

與左舞台2F迴路同(下舞台)
19 20 21 22 23 24